



Ref. No. DU/PS/Admission/21.09/11


Date: 20/09/2021

**Notification for the payment of admission fees for M. Pharm. and B. Pharm Course
2021-22**

Provisionally selected candidates for M. Pharm and B. Pharm (govt. of Assam and Nagaland category and EWS-endowment category) have to deposit the requisite fees for the admission by **23rd September, 2021** through SBI collect as per the notification available in the University website.

Candidates are requested to mail the payment receipt to *office_pharmsc@dibru.ac.in*.

Notification for submission of admission fee for B. Pharm (endowment category) will be published on 24/09/2021


(Prof. B. Mazumder)

Head
Department of
Pharmaceutical Sciences
Dibrugarh University
DIBRUGARH-786 004



DIBRUGARH UNIVERSITY

Instructions for making payment through State Bank Collect

Please Follow the Instructions given below for making your fee payments to Dibrugarh University through SB Collect using Internet Banking, Debit Card/Credit Card or UPI.

Steps to be followed:

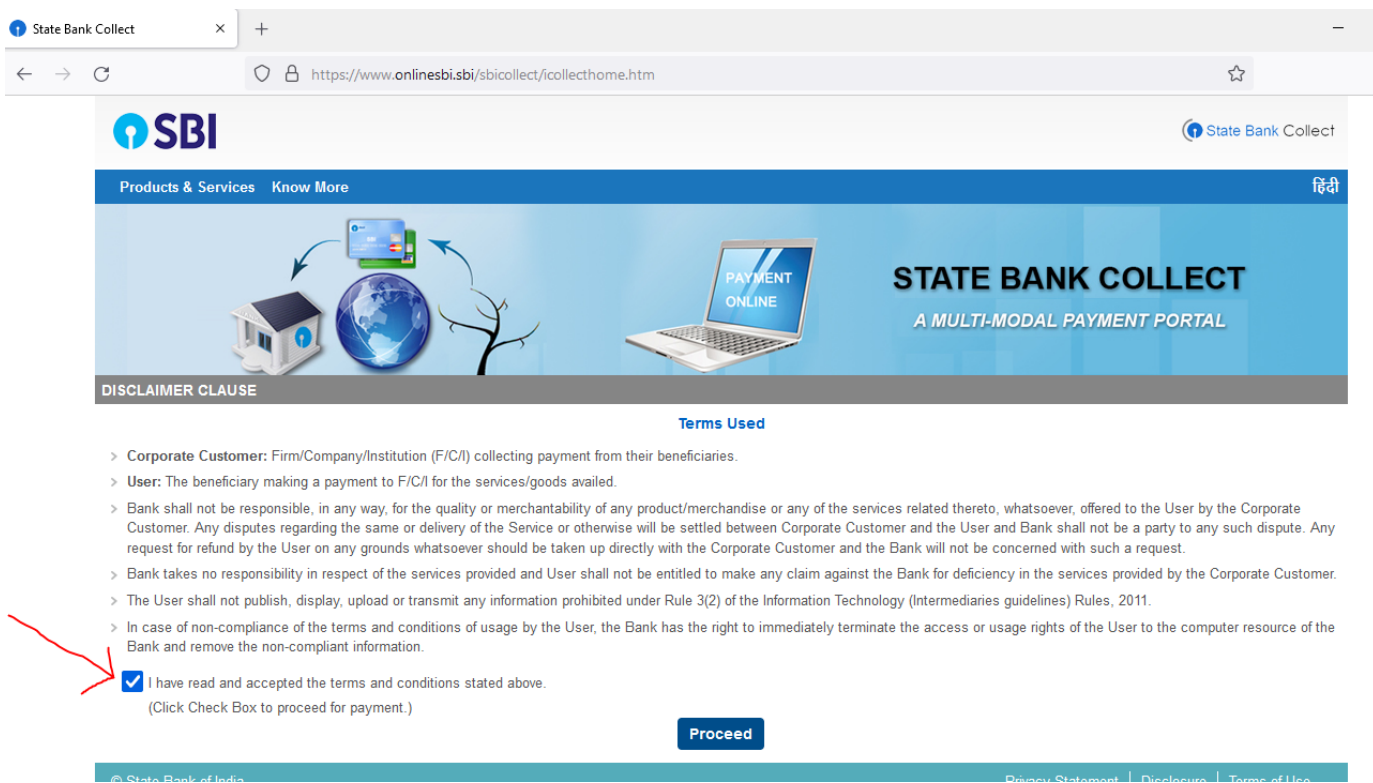
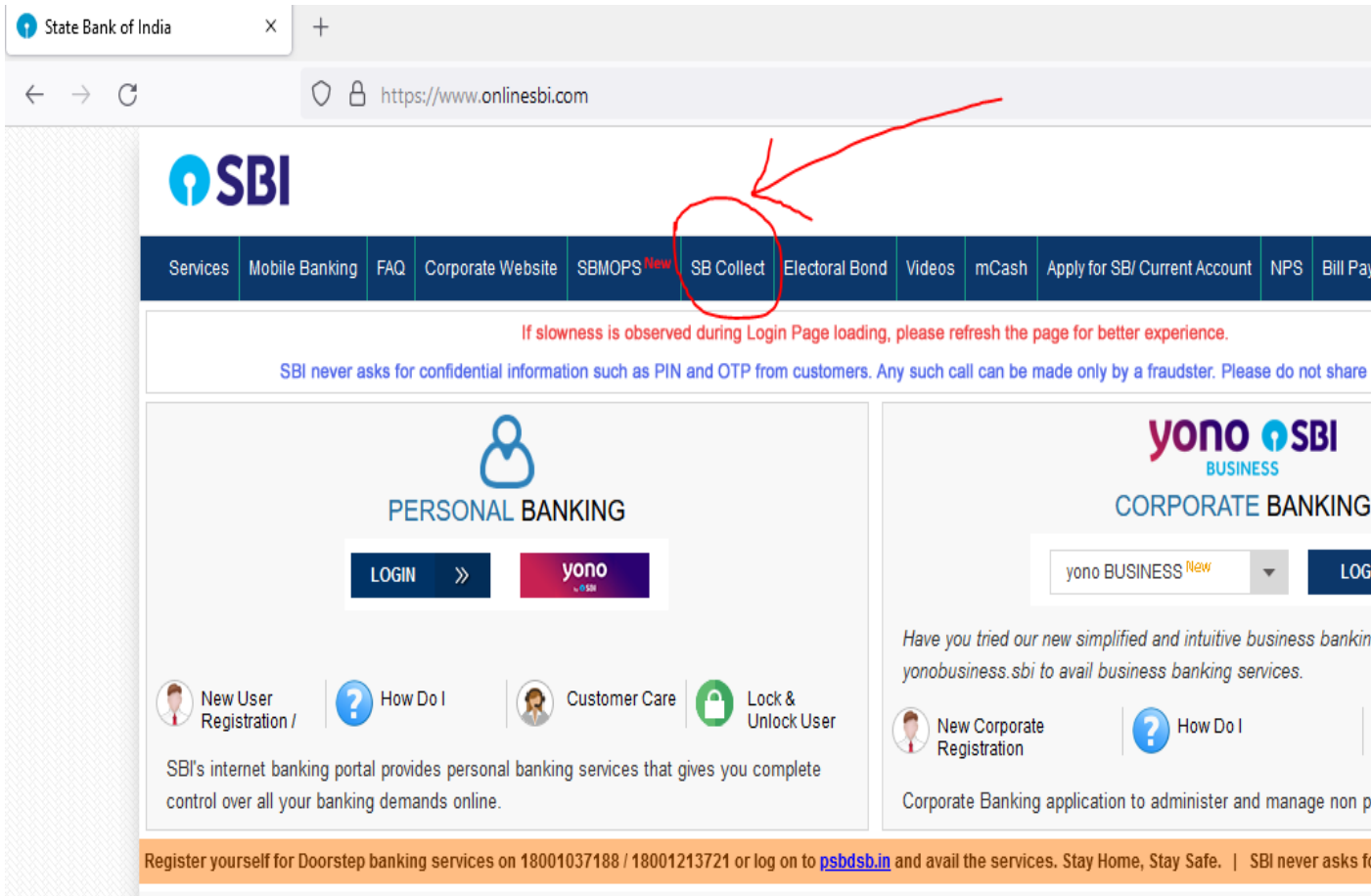
- Access <https://www.onlinesbi.com>
- Click on **SB Collect**.
- Click Checkbox to accept 'Terms & conditions' and then click on '**Proceed**'.
- Select State of Institution as '**Assam**'.
- Select Type of Institution as '**Educational Institutions**' and click on '**Go**'.
- Select the Name of the institution as "**Dibrugarh University**". (Just typing 'Dib' will display the University name). Click on "**Submit**".
- Select the **payment category** from the available options.
- On the next screen a form will be displayed, where you have to enter some information like Name, Mobile No, Email id etc. After filling up the form click on "**Submit**".
- On the next screen, verify the details and click on '**Confirm**'
- On the next screen, select the appropriate "**Mode of Payment**" from the various options like Net Banking, Debit Card, UPI etc.
- Now you will be taken to the corresponding online payment page where you can **pay online** providing the required details.
- After successful payment, **print/save the receipt** for your record.

Please Note: Before making online payment, you should know the **SINGLE TRANSACTION LIMIT** as well as **DAY TRANSACTION LIMIT** of your Debit card/Credit Card/Internet Banking/UPI facility. If the amount to be paid through SB Collect is more than the limit, the transaction will not be successful.

In case of transaction failure

If money is deducted from your account and SB collect payment shows message that Transaction not successful or Transaction failure, please take up the matter with the following email IDs: **inb.cinb@sbi.co.in** and **sbcollect@sbi.co.in** . Please, preferably lodge online complaint on Toll Free Customer Care Contact Number with your Bank (take down the Complaint Ticket Number and also forward formal email quoting that Ticket Number to Customer Care email ID of that Bank). During lodging complaint please use the words / terms as "**CHARGE BACK COMPLAINT**".

Screenshots of the Steps for a Sample Transaction



State Bank Collect x +

← → ↻ <https://www.onlinesbi.sbi/sbcollect/sbdink/displayinstitutiontype.htm>

SBI

State Bank Collect ▾ State Bank Mops

State Bank Collect / State Bank Collect

State Bank Collect

Select State and Type of Corporate / Institution

State of Corporate / Institution *

Type of Corporate / Institution *

Go

- Mandatory fields are marked with an asterisk (*)
- State Bank Collect is a unique service for paying online to educational institutions, temples, charities and/or any other corporates/institutions who maintain their accounts.

© State Bank of India [Privacy Statement](#) | [Di](#)

State Bank Collect x +

← → ↻ <https://www.onlinesbi.sbi/sbcollect/payment/listinstitution.htm>

SBI

State Bank Collect ▾ State Bank Mops

State Bank Collect / State Bank Collect

State Bank Collect 13-Sep-20

Select from Educational Institutions

Educational Institutions Name *

Submit **Back**

- Mandatory fields are marked with an asterisk (*)

© State Bank of India [Privacy Statement](#) | [Disclosure](#)


State Bank Collect x +
https://www.onlinesbi.sbi/sbicollect/payment/listcategory.htm

SBI

State Bank Collect ▾ State Bank Mops

State Bank Collect / State Bank Collect

State Bank Collect

 **DIBRUGARH UNIVERSITY**
DIBRUGARH UNIVERSITY DIBRUGARH

Provide details of payment

Select Payment Category *

- Select Category --
- ADM FEE_DEPT OF PETROLEUM TECHNOLOGY
- ADM FEE_OTHER SCIENCE DEPT
- ADMISSION FEE_ARTS AND COMMERCE DEPT
- ADMISSION FEE_B.Ed
- ADMISSION FEE_LIFE SCIENCE/APPLIED GEOLOGY
- ADMISSION FEE_M.Ed
- Admission Fee (B.Pharm Endowment Categories)
- Admission Fee (B.Pharm State Nominated)
- Admission Fee_BA in Performing Arts
- Admission Fee_BBA

-- Select Category --

- Mandatory fields are marked with an asterisk (*)
- The payment structure document if available will contain detailed instructions about the online payment process.
- Date specified(if any) should be in the format of 'ddmmyyyy'. Eg., 02082008

© State Bank of India [Privacy Statement](#) | [Disclo](#)


State Bank Collect x +
https://www.onlinesbi.sbi/sbicollect/payment/showpaymentdetails.htm

SBI

State Bank Collect ▾ State Bank Mops

State Bank Collect / State Bank Collect

State Bank Collect 13-Sep-2021

 **DIBRUGARH UNIVERSITY**
DIBRUGARH UNIVERSITY DIBRUGARH DIBRUGARH , Dibrugarh-786004

Provide details of payment

Select Payment Category * Test Run ▾

Regn Number *

Name of the Student *

Father Name *

Mobile Number *

Email ID *

Admission to * --Select Admission to-- ▾

State Bank Collect

← → × <https://www.onlinesbi.sbi/sbicollect/payment/confirmpayment.htm>

Father Name	dfg
Mobile Number	1234567890
Email ID	gg@gmail.com
Admission to	1st Semester
Admission fee	1
Course Fee	1
Library Fee	1
Union_Magazine Fee	1
SAF Fee	1
Development Fee	1
Internet Fee	1
Student Safety Insurance	1
Sports Board Fee	1
Total Amount	INR 9.00
Remarks	

Please ensure that you are making the payment to the correct payee.


[Confirm](#) [Cancel](#)

State Bank MOPS

← → ↻ <https://www.onlinesbi.sbi/sbicollect/payment/mopspage.htm> 67% ☆


STATE BANK COLLECT MULTI OPTION PAYMENT SYSTEM

Net Banking



State Bank of India
Bank Charges: Rs 0.0


[CLICK HERE](#)




Other Banks Internet Banking
Bank Charges: Rs 0.0

[CLICK HERE](#)


Card Payments

 This payment mode is not available between 23:30 hours IST and 00:30 hours IST




Rupay Card
Bank Charges: Rs 0.0

[CLICK HERE](#)




Credit Cards
Bank Charges: Rs 0.0

[CLICK HERE](#)



Prepaid Card
Bank Charges: Rs 12.98

[CLICK HERE](#)




Foreign Card
Bank Charges: --

NOT ENABLED


Other Payments Modes

UPI is not available between 22:30 hours IST and 23:30 hours IST




UPI
Bank Charges: Rs 0.0

[CLICK HERE](#)



NEFT/RTGS
Bank Charges: Rs 0.0

[CLICK HERE](#)

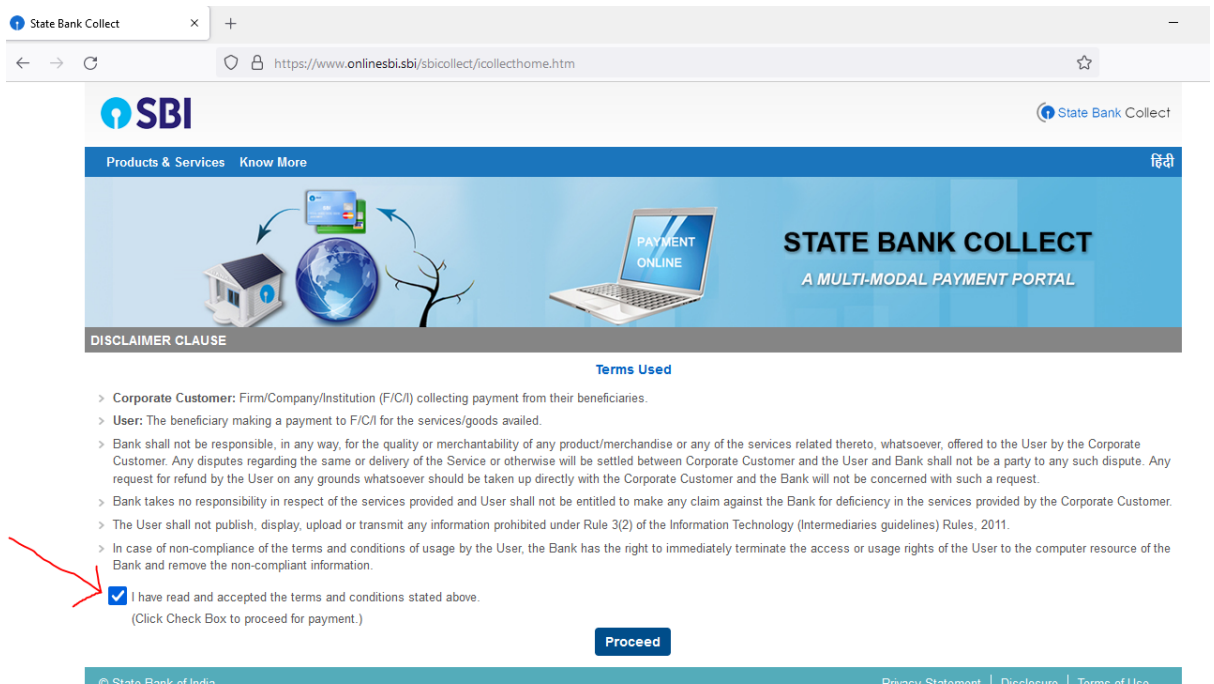


SBI Branch
Bank Charges: Rs 0.0

[CLICK HERE](#)

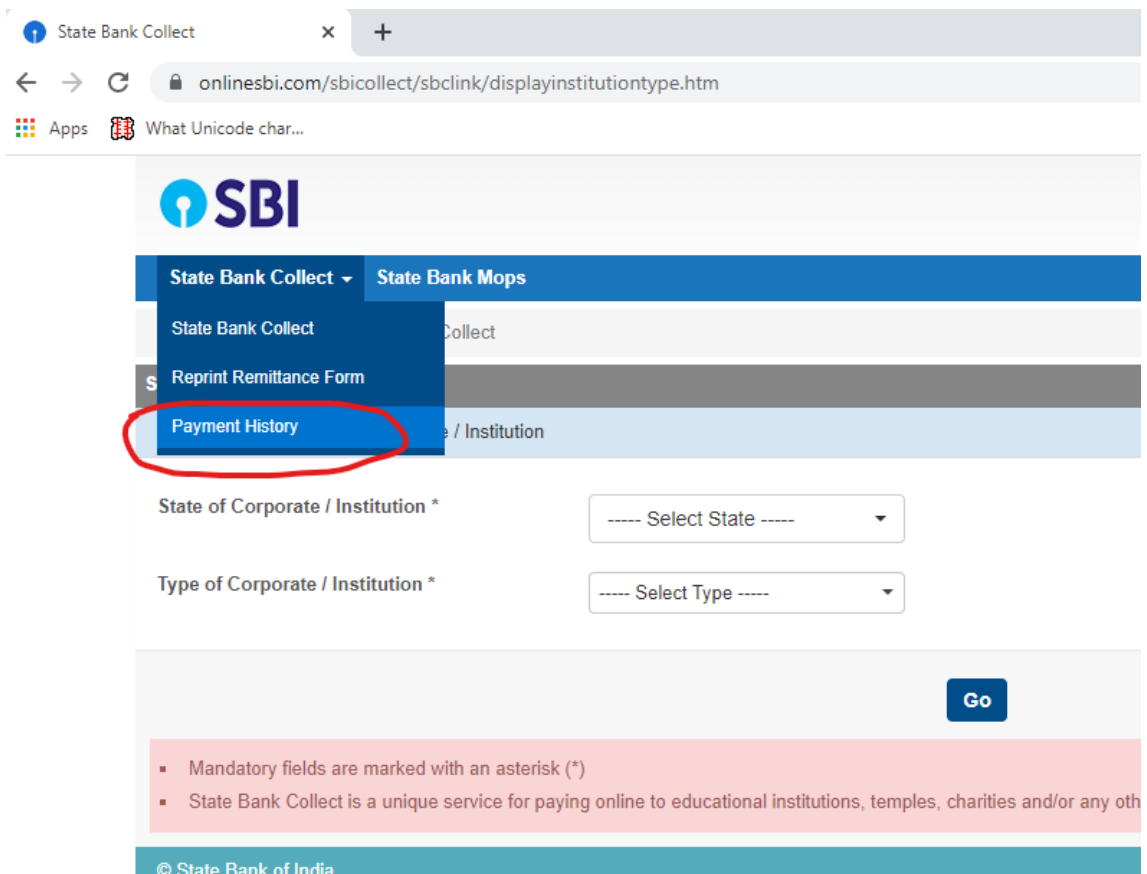
Steps to Reprint Payment Receipt or Check Payment Status

- Go to SB Collect and Click “Proceed”



The screenshot shows the State Bank Collect website interface. At the top, there is a navigation bar with the SBI logo and the text 'State Bank Collect'. Below this is a banner with the text 'STATE BANK COLLECT A MULTI-MODAL PAYMENT PORTAL'. The main content area displays a 'Terms Used' section with several bullet points. A red arrow points to a checked checkbox with the text: 'I have read and accepted the terms and conditions stated above. (Click Check Box to proceed for payment.)' Below the checkbox is a blue 'Proceed' button. At the bottom of the page, there is a footer with the text '© State Bank of India' and links for 'Privacy Statement', 'Disclosure', and 'Terms of Use'.

- Bring your cursor to State Bank Collect, a drop-down menu will appear. Click on “Payment History”.



The screenshot shows the State Bank Collect website interface. At the top, there is a navigation bar with the SBI logo and the text 'State Bank Collect'. Below this is a banner with the text 'STATE BANK COLLECT A MULTI-MODAL PAYMENT PORTAL'. The main content area displays a 'Terms Used' section with several bullet points. A red arrow points to a checked checkbox with the text: 'I have read and accepted the terms and conditions stated above. (Click Check Box to proceed for payment.)' Below the checkbox is a blue 'Proceed' button. At the bottom of the page, there is a footer with the text '© State Bank of India' and links for 'Privacy Statement', 'Disclosure', and 'Terms of Use'.

- Fill your details in the space provided and click on “Go”.

SBI

State Bank Collect ▾ State Bank Mops

State Bank Collect / Payment History

State Bank Collect

Select a date range to view details of previous payments

Date of Birth *

(Date provided at the time of making payment)

Mobile Number(Enter 10 - digit) *

(Mobile Number provided at the time of making payment)

Start Date *

End Date *

- On the next screen , you will come to know your payment status of the previous transaction(s) and if the status is “PAID”, you can reprint a receipt.

SBI State Bank Collect

State Bank Collect ▾ State Bank Mops

State Bank Collect / Payment History Exit

State Bank Collect 13-Sep-2021 [11:56 PM IST]

State Bank Collect payment history from 12/9/2021 to 13/9/2021

Reference Number	Institution Name	Amount	Transaction Date	Status	Transaction Description	Action
DUG5749878	DIBRUGARH UNIVERSITY	9.00	13-09-2021	PAID	Completed Successfully	Print

© State Bank of India Privacy Statement | Disclosure | Terms of Use